

## Highlights:

---

- Multi-functional wall bracket allowing swiveling and down-tilting
- Slimline aluminum design
- 6 x 2" high-quality broadband speakers
- Multi-tapping 70V / 100V line transformer

## Product information:

---

The KYRA column speakers range is the elegant result of research in the field of phased array acoustics. The selection of the highest quality materials including aluminum cone 2" drivers guarantee an extraordinary detail and clarity for music and speech, which is uncommon for any kind of column speaker available from the market. It makes them perfectly lend themselves to a wide variety of applications in acoustic difficult environments such as churches, auditoria, presentation and meeting rooms where audibility and intelligibility of music and speech have the highest importance.

They are housed in slim and elegant constructed enclosures made out of aluminum materials and finished with finely perforated grilles. An included mounting bracket with minimum distance to the wall allows swivelling and down-tilting for perfect directional placement.

The KYRA6 design column speaker consists of 6 x 2" high-quality aluminum cone full-range drivers, delivering extraordinary clarity and detailed sound. The overall continuous power handling reaches 60 Watt and the beamwidth of 174° x 28° (-6 dB avg 1 kHz - 4 kHz)\* makes it the perfect match for acoustically difficult venues, reducing echo and microphone feedback which optimizes the speech intelligibility in reverberant venues.

A multi-tapping line transformer allows it to be connected to 70V/100V public address systems with different power taps for 20W, 10W and 5W and/or low impedance (12Ω) systems.

\*Given dispersion values are the average beamwidth within the 1 kHz - 4 kHz frequency range (-6 dB - 1/3 oct), which are critical for the speech intelligibility in the main application field of these loudspeakers.

## Applications:

---

- Education
- Corporate
- Houses of worship
- Events



---

## Impedance:

Ω 12 Ohm

---

## Voltage:

⚡ 70-100 Volt

## System specifications:

Speaker type		Broadband column
Peak power handling		240 W
Program power handling		120 W
RMS/AES power handling		60 W
Impedance		12 $\Omega$
Sensitivity (1W/1m)		90 dB
Sound Pressure (Max. W/1m)		106 dB
Frequency	Range (-10 dB)	120 Hz - 20 kHz
	Response ( $\pm$ 3 dB)	150 Hz - 20 kHz
Drivers		6 x 2"
Line Transformer Tappings	1	20 W - 250 $\Omega$ (70V)
	2	500 $\Omega$ - 100 V / 20 W - 70 V / 10 W
	3	1000 $\Omega$ - 100 V / 10 W - 70 V / 5 W
	4	2000 $\Omega$ - 100 V / 5 W - 70 V / 2.5 W
Ingress Protection rating		IP3x
Temperature	Operating	-20 - +50 $^{\circ}$ C
Incline angle	Left	42 $^{\circ}$
	Right	42 $^{\circ}$
	Bottom	13 $^{\circ}$
Dispersion	Horizontal	174 $^{\circ}$ (-6 dB avg 1 kHz - 4 kHz)
	Vertical	28 $^{\circ}$ (-6 dB avg 1 kHz - 4 kHz)

## Product Features:

Dimensions		70 x 546 x 101 mm (W x H x D)
Colours		Black (KYRA6/B - RAL9005)
		White (KYRA6/W - RAL9003)
Front finish		Steel grill
Construction		Aluminium with plastic side covers
Accessories	Included	1 x 3-pin Euro Terminal Block Input connectors
		2-way Revolving mounting bracket

## Variants:

---

- KYRA6/B - Black version
- KYRA6/W - White version

## Architects' and Engineers' Specifications:

---

The loudspeaker must be a surface-mount column type, consisting of 6 x 2" aluminum cone full-range drivers, which are fitted inside a slim and elegant designed enclosure.

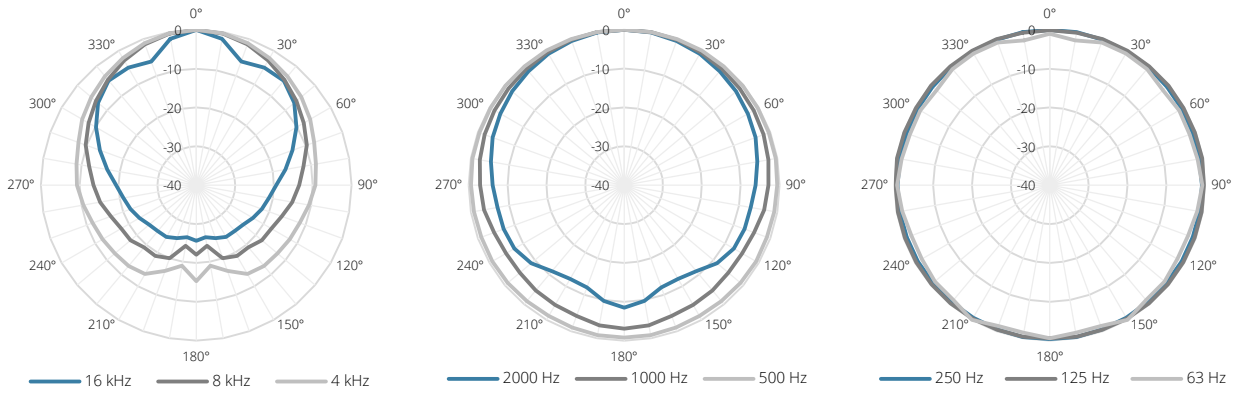
It shall be fitted with a multi-tapping line transformer allowing the speaker for being used in 70/100V public address systems or standard low impedance (12Ω) audio systems. It must have an RMS power handling of 60 Watt with a maximum power handling of 120 Watt and the frequency response ( $\pm 3$  dB) should range from 150 Hz to 20 kHz. The sensitivity must reach 90 dB when measured with an input signal of 1 Watt at a distance of 1 meter, while a maximum continuous sound pressure level of 106 dB should be reached. The nominal dispersion shall be a 174° horizontal and 28° vertical coverage pattern at -6dB (average 1kHz – 4 kHz).

The line transformer power taps shall be selectable through a rotary selector switch on the rear side of the speaker and adjustable in steps of 20W, 10W and 5W for 100V and 10W, 5W and 2.5W for 70V. Fast and reliable connections shall be possible through a 3-pin terminal block connector.

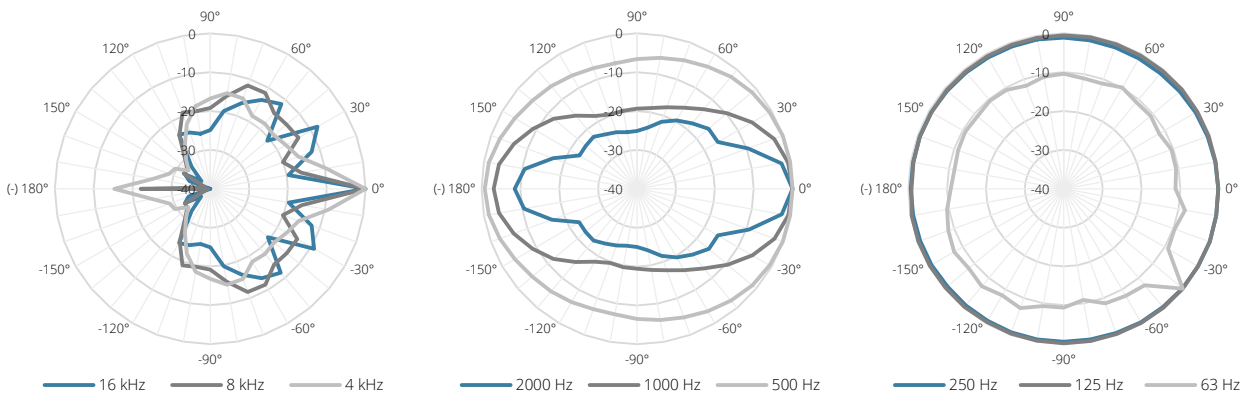
The speakers' enclosure shall be constructed of high-quality aluminum materials with a fine perforated steel grill front finishing which comes available in both white (RAL9003) and black (RAL9005) colors. Optimal directional placement shall be possible through the included multi-functional wall bracket allowing side swiveling over a range of 0° to 42° in both directions and down tilting with an angle up to 13°. The speakers' enclosure shall be 546 mm high, 70 mm wide and 101 mm deep (including the height of the mounting bracket) and the weight shall not exceed 3.35 Kg.

# Acoustical data graphs:

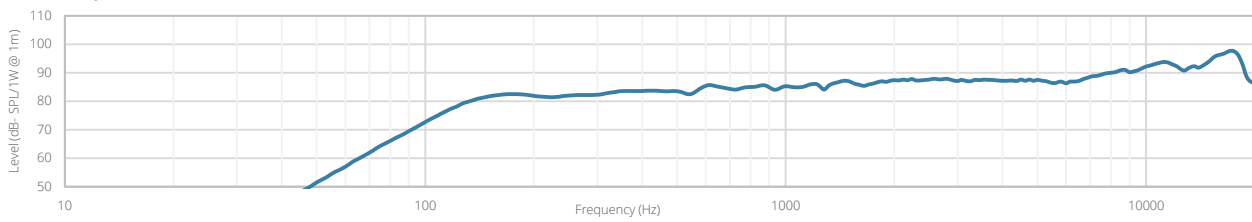
## Horizontal Polars:



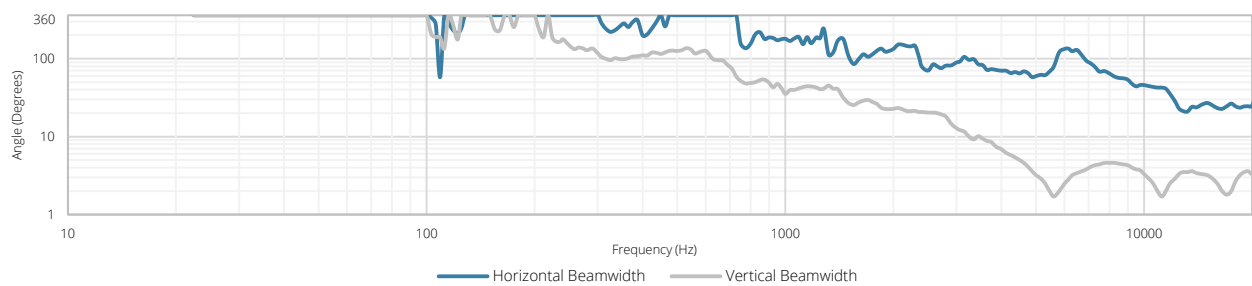
## Vertical Polars:



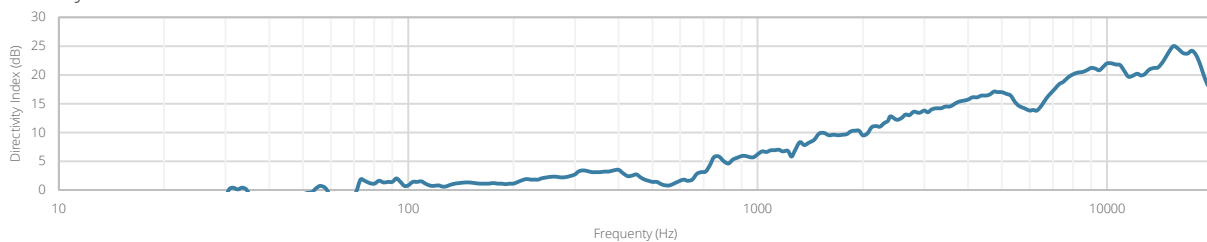
## Sensitivity:


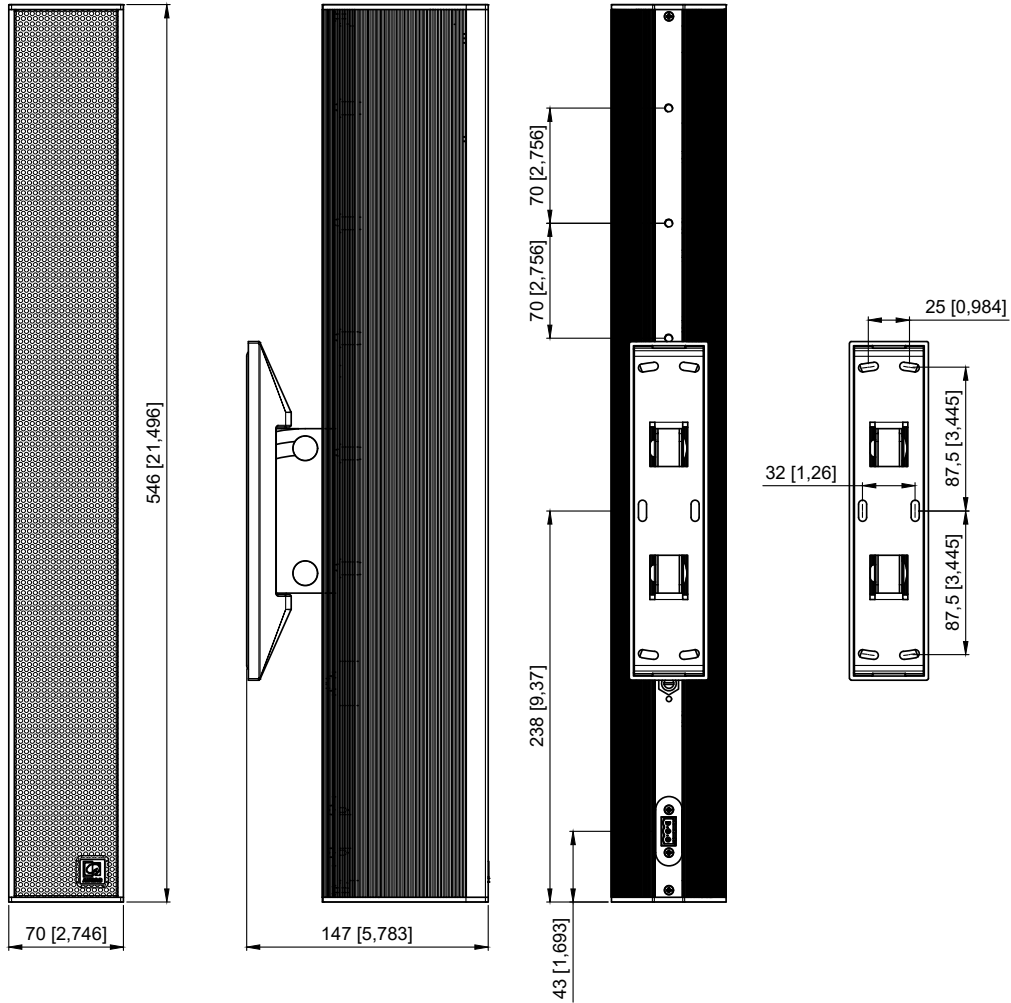


## Beamwidth (-3dB):



## Directivity index:





## KYRA6

### Product description

DESIGN COLUMN SPEAKER 60W - 70V/100V & 12 OHM

MM [INCH]	Scale	Outer dimensions (w x h x d)	Unit height	Weight
	1 : 4	70 x 546 x 147 mm 2,746 x 21,496 x 5,783 "	N/A	2,56 kg 5,64 lbs