


## Product information:

---


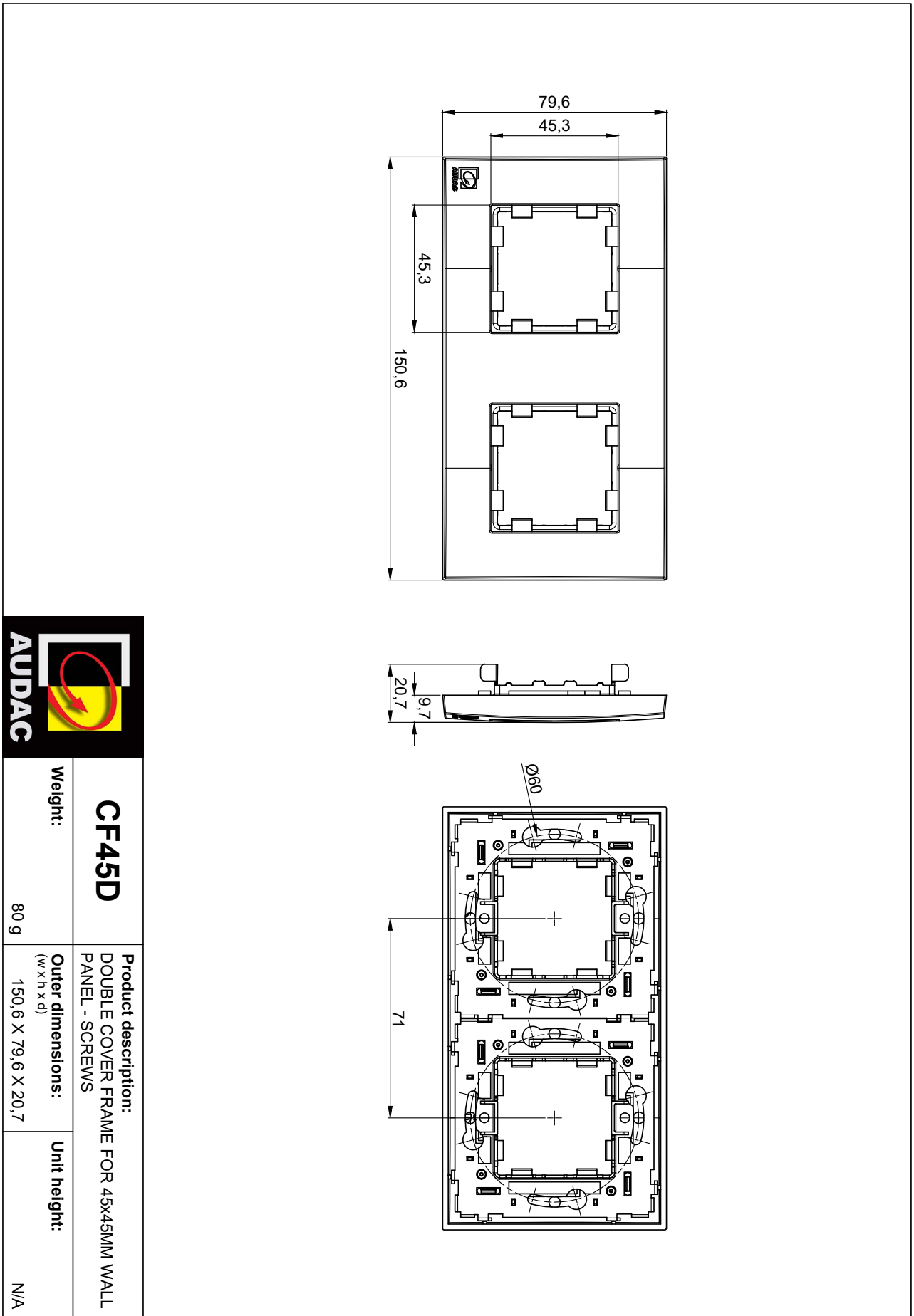
The CF45 cover frames allow flush mount installation for any 45 x 45 mm standard sized product such as matrix control panels, volume controllers, connection plates, ... They come including a metal subframe(s) and are available in single (CF45S) and double (CF45D) unit size. They are available in black (/B) and white (/W)



## Variants:

---

- CF45D/B - Black version
- CF45D/W - White version



<p><b>CF45D</b></p>	<p><b>Product description:</b> DOUBLE COVER FRAME FOR 45x45MM WALL PANEL - SCREWS</p>	<p><b>Unit height:</b> N/A</p>
<p><b>Weight:</b> 80 g</p>	<p><b>Outer dimensions:</b> (w x h x d) 150,6 X 79,6 X 20,7</p>	